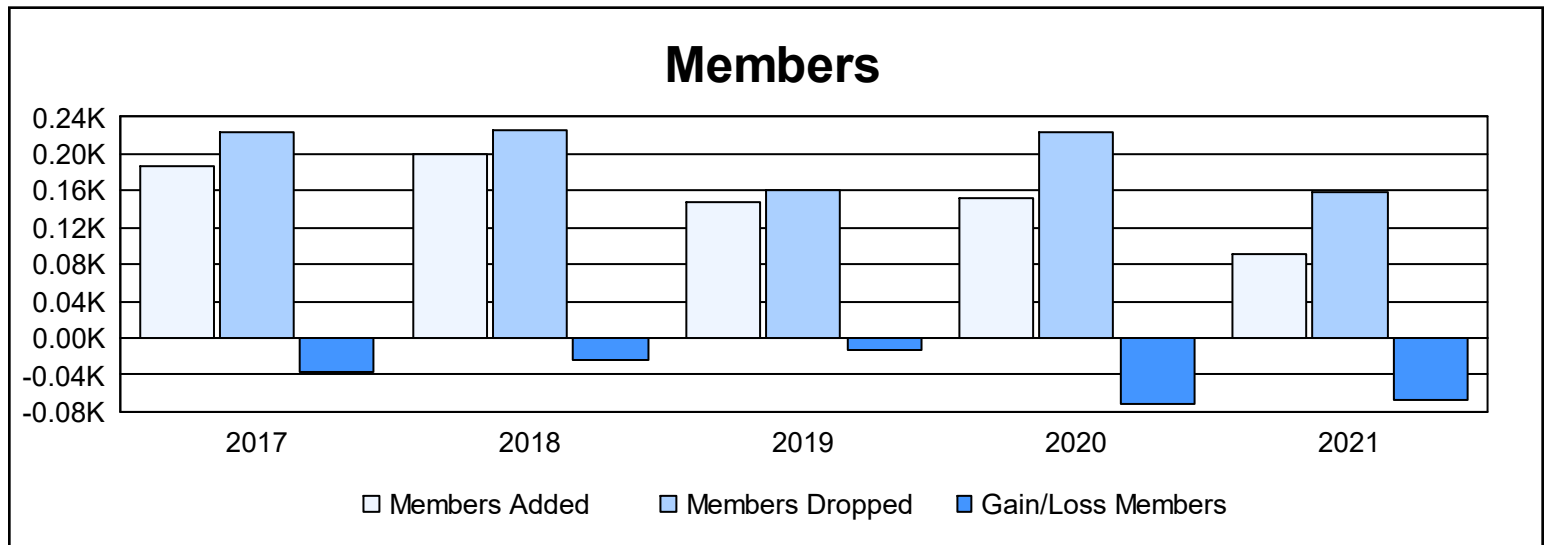
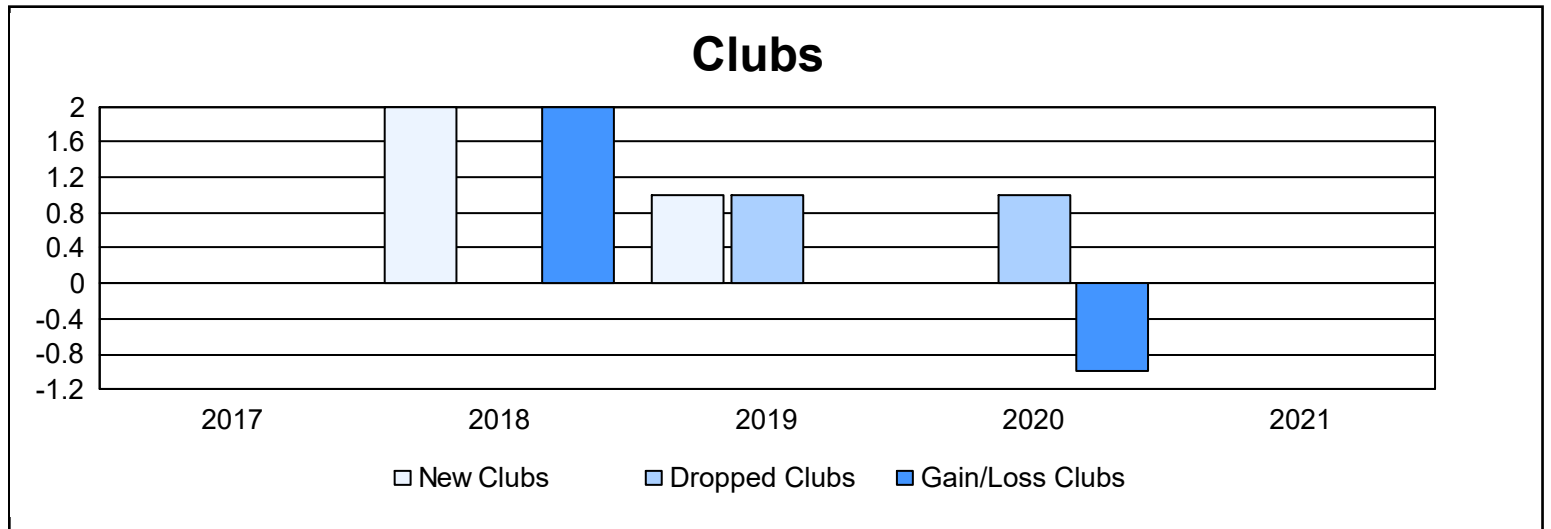
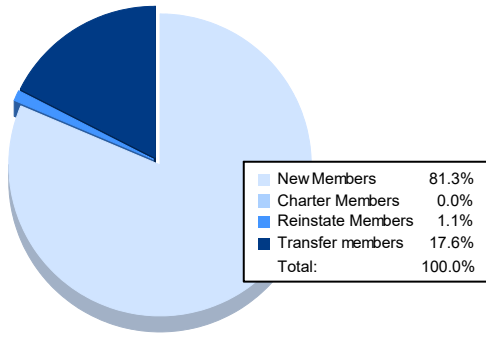


| Year | New Clubs | Dropped Clubs | Gain/ Loss Clubs | New Members | Charter Members | Reinstate Members | Transfer Members | Total Member Added | Total Members Dropped | Gain/ Loss Members |
|----------------|-----------|---------------|------------------|-------------|-----------------|-------------------|------------------|--------------------|-----------------------|--------------------|
| 2016-2017 | 0 | 0 | 0 | 162 | 0 | 4 | 20 | 186 | 223 | -37 |
| 2017-2018 | 2 | 0 | 2 | 146 | 43 | 3 | 8 | 200 | 225 | -25 |
| 2018-2019 | 1 | 1 | 0 | 110 | 20 | 4 | 14 | 148 | 161 | -13 |
| 2019-2020 | 0 | 1 | -1 | 131 | 1 | 5 | 15 | 152 | 223 | -71 |
| 2020-2021 | 0 | 0 | 0 | 74 | 0 | 1 | 16 | 91 | 158 | -67 |
| Average | 1 | 0 | 0 | 125 | 13 | 3 | 15 | 155 | 198 | -43 |



Membership Composition June 2021 Cumulative



Gender Composition June 2021 Cumulative

